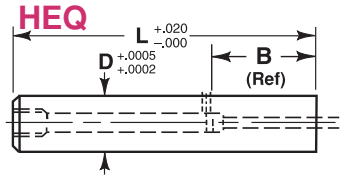
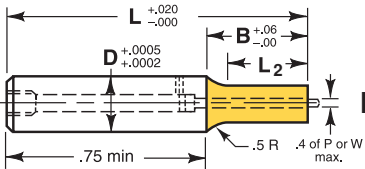


PORTER Standard Headless Retracto Punches & Blanks



Ordering Example:

Qty Steel Type D B L P
13 M2 HEC 37 C x 3.00 x .250



Optional Locating Methods for details and options see page 38.

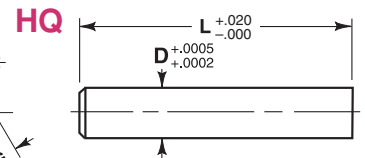
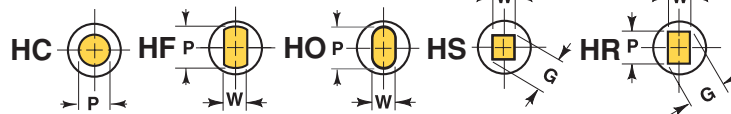
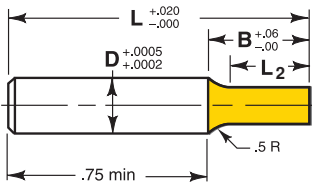
Ordering Example:

Qty Steel Type D B L
13 M2 HEQ 50 D x 2.50

Shank		Point Length B				Lengths L in .25" Increments	Point			Replacement Retracto Kit*
D	Code No.	Standard	Alternates				Round	Shape		
		S	B(.75)	C(1.0)	D(1.25)		E(1.5)	Range P	Min W	
.1875	18	.437	●			1.50 thru 2.50	.062 - .1874	.062	.1875	K2I
.2500	25	.500	●			1.50 thru 2.50	.093 - .2499	.093	.2500	K3I
.3125	31	.562	●	●		1.50 thru 3.00	.125 - .3124	.125	.3125	K4I
.3750	37	.625	●	●		1.75 thru 3.00	.187 - .3749	.187	.3750	K6I
.4375	43	.750	●	●		2.00 thru 3.50	.187 - .4374	.187	.4375	K6I
.5000	50	.812	●	●		2.00 thru 3.50	.250 - .4999	.187	.5000	K6I
.6250	62	.937	●	●	●	2.00 thru 3.50	.375 - .6249	.250	.6250	K9I
.7500	75	1.062	●	●	●	2.25 thru 4.00	.500 - .7499	.312	.7500	K9I
.8750	87	1.125	●	●	●	2.50 thru 4.00	.594 - .8749	.375	.8750	K9I
1.0000	100	1.250	●	●	●	2.50 thru 4.00	.687 - .9999	.375	1.0000	K9I

*Retracto Kits available see page 36 for details.

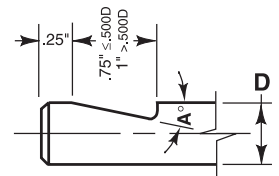
PORTER Standard Headless Punches & Blanks



Ordering Example: Qty Steel Type D B L P
13 M2 HC 25 B x 2.00 x .187

Ordering Example: Qty Steel Type D L
13 M2 HQ 62 x 3.00

Shank		Point Length B				Lengths L in .25" Increments	Point		
D	Code No.	Standard	Alternates				Round	Shape	
		S	B(.75)	C(1.0)	D(1.25)		E(1.5)	Range P	Min W
.1250	12	.437	●			1.50 thru 3.25	.062 - .1249	.062	.1250
.1875	18	.437	●			1.50 thru 2.50	.062 - .1874	.062	.1875
.2500	25	.500	●			1.50 thru 2.50	.080 - .2499	.093	.2500
.3125	31	.562	●	●		1.50 thru 3.00	.115 - .3124	.125	.3125
.3750	37	.625	●	●		1.75 thru 3.00	.158 - .3749	.187	.3750
.5000	50	.812	●	●		2.00 thru 3.50	.250 - .4999	.187	.5000
.6250	62	.937	●	●	●	2.00 thru 3.50	.375 - .6249	.250	.6250
.7500	75	1.062	●	●	●	2.25 thru 4.00	.500 - .7499	.312	.7500
.8750	87	1.125	●	●	●	2.50 thru 4.00	.594 - .8749	.375	.8750
1.0000	100	1.250	●	●	●	2.50 thru 4.00	.687 - .9999	.375	1.0000



STD LM-7	
D	A°
.25 .31 .37	5°
.50	7.5°
.62 - 2.50	10°

Standard Alterations are changes that are beyond the ranges listed in the catalog that can be altered for a minimal charge. See page 37.

Steel: M2 Rc 60-63

TOLERANCES

Round P $\begin{matrix} +.0005 \\ -.0000 \end{matrix}$ Ⓢ .0005 P to D

Shape P, W $\pm .0005$ Ⓢ .001 P,W to D

Back Draft .001/inch L2 max.

For Shape and Form Headless Punches Specify LM7 relation to shape. Standard location is at 0°. Alternate angles are available Specify LM7-12°.