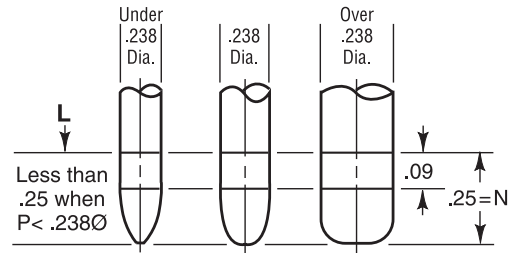
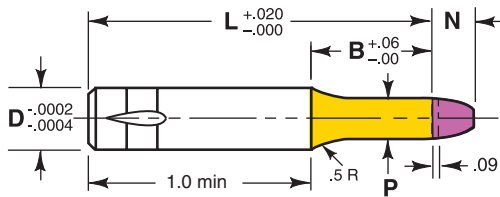


Regular Parabolic Pilot-BP



B & L Lengths do not include Pilot Tip N

Ordering Example:

Qty Steel Type D B L P
8 M2 BP 50 S x 2.50 x .400

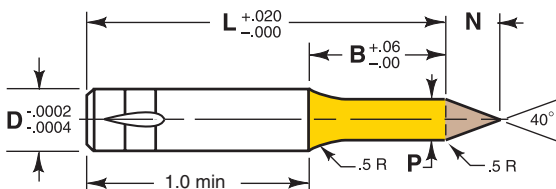
Pilot Type	Body D Ø	Point Length B				Length L in .25" Increments	Range P	N
		Std. S	Alternates B(.75)	C(1.0)	D(1.25)			
BP25	.250	.50	●			2.00 thru 3.50	.061 – .249	.250
BP37	.375	.63	●	●		2.00 thru 4.00	.124 – .374	.250
BP50	.500	.75	●	●		2.00 thru 4.00	.186 – .499	.250
BP62	.625	.87	●	●	●	2.00 thru 4.00	.311 – .624	.250
BP75	.750	.94	●	●	●	2.25 thru 4.00	.436 – .749	.250
BP87	.875	.94	●	●	●	2.25 thru 4.00	.624 – .874	.250
BP100	1.000	.94	●	●	●	2.25 thru 4.00	.749 – .999	.250
BP125	1.250	1.00	●	●	●	2.25 thru 4.00	.874 – 1.249	.250

Steel: M2 Rc 60-63

P $\begin{matrix} +.0005 \\ -.0000 \end{matrix}$ © .0005 P to D

Manufactured to ANSI and NAPMA Standards where applicable.

Angular Pilot-BAP Type

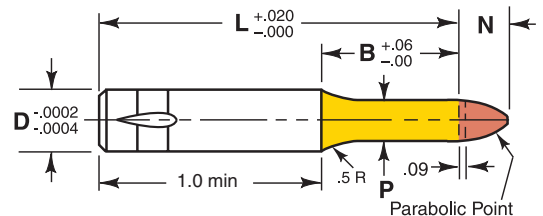


B & L Lengths do not include Pilot Tip N

Ordering Example:

Qty Steel Type D B L P
4 M2 BAP 87 B x 4.00 x .700

Long Parabolic Locator Pilot-BLP Type



B & L Lengths do not include Pilot Tip N

Ordering Example:

Qty Steel Type D B L P
12 M2 BLP 75 S x 4.00 x .650

Pilot Type	Body D Ø	Point Length B				Length L in .25" Increments	Range P	N MAX	Pilot Type
		Std. S	Alternates B(.75)	C(1.0)	D(1.25)				
BAP37	.375	.63	●	●		2.50 thru 5.50	.186 – .374	.375	BLP37
BAP50	.500	.75	●	●	●	2.50 thru 5.50	.249 – .499	.500	BLP50
BAP62	.625	.87	●	●	●	2.50 thru 5.25	.311 – .624	.625	BLP62
BAP75	.750	.94	●	●	●	2.50 thru 5.25	.436 – .749	.750	BLP75
BAP87	.875	.94	●	●	●	2.75 thru 5.00	.624 – .874	.875	BLP87
BAP100	1.000	.94	●	●	●	3.00 thru 5.00	.749 – .999	1.000	BLP100

Standard Alterations are changes that are beyond the ranges listed in the catalog that can be altered for a minimal charge. See page 37.