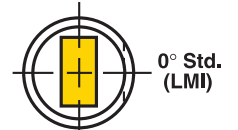
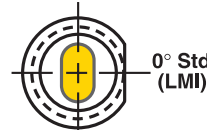
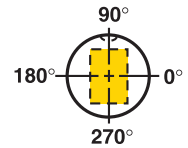
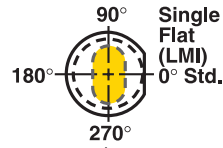


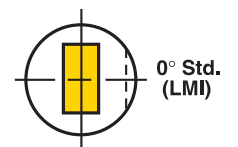
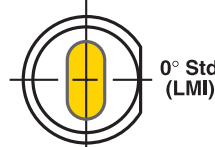
VIEWS

All views are shown as in die position view. This is the reflected (thru shank) view for the punch and guide, and is the plain view (thru I.D. end) for the die button (matrix). This view is consistent whether for headed and press fit items or Bal-Lok items.



ORIENTATION

On Headed and Press Fit punches, die buttons and guide bushings the standard keying location is at 0° (on the long side of the standard shape). Custom locations are available and called out as the number of degrees counter clockwise from 0° (**Example: LM1@45°**)



BAL-LOK Punches and Die Buttons.

The standard ball-seat keying location is at 90°, (in the end zone if looking at a football field). Custom locations are available and called out as the number of degrees counter clockwise from 0° (**Example: BS@45°**)

