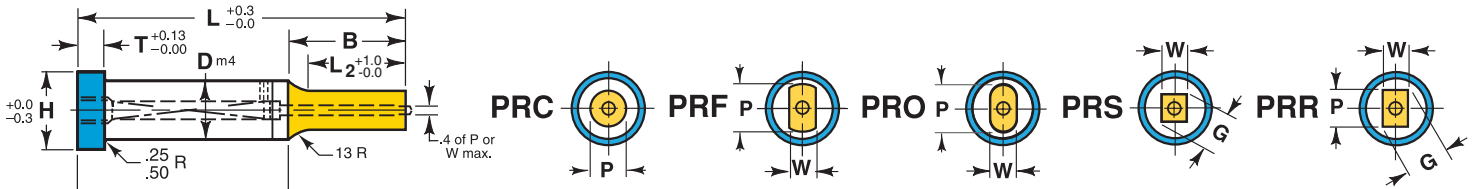
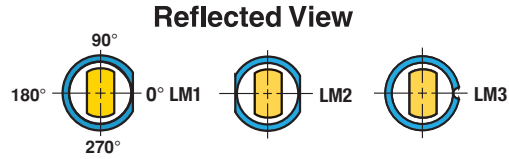


PORTER Ultra Precision Headed Retrako Punch (PR-)



Ordering Example: Qty Steel Type Code L₂/L P
13 M2 PRC 013 1960 x 10.50

For additional standard forms and configurations see pages 32 and 33.



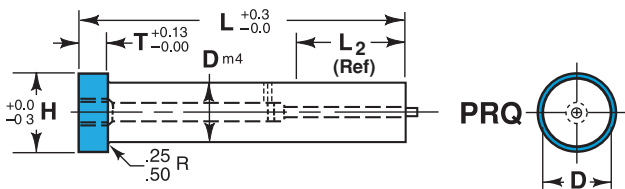
Optional Locating Methods See Page 38 for details and options.

Shank		Head		L ₂				Lengths L										Point			Replacement Retrako® Kit*
D mm	Code No.	H	T	8	13	19	25	45	50	56	60	63	70	71	80	90	100	Range P	Min W	Max P/G	
5.0	005	8	5	•	•	•		◆	•	•	•	•	•	•	•	•	•	1.60 – 4.99	1.60	5.00	K2M
6.0	006	9	5	•	•	•		◆	•	•	•	•	•	•	•	•	•	2.40 – 5.99	2.40	6.00	K3M
8.0	008	11	5		•	•		◆	•	•	•	•	•	•	•	•	•	3.20 – 7.99	3.20	8.00	K4M
10.0	010	13	5		•	•		◆	•	•	•	•	•	•	•	•	•	4.50 – 9.99	4.50	10.00	K6M
13.0	013	16	5		•	•			◆	•	•	•	•	•	•	•	•	6.00 – 12.99	6.00	13.00	K6M
16.0	016	19	5		•	•			◆	•	•	•	•	•	•	•	•	8.00 – 15.99	7.20	16.00	K9M
20.0	020	23	5		•	•				◆	•	•	•	•	•	•	•	9.50 – 19.99	8.00	20.00	K9M
25.0	025	28	5		•	•					◆	•	•	•	•	•	•	12.00 – 24.99	9.00	25.00	K9M
32.0	032	35	5		•	•							•	•	•	•	•	16.00 – 31.99	10.00	32.00	K12M

*Retrako Kits available see page 36 for details. 5 mm Ø + 32 mm Ø = no side hole.
◆ L₂ = 19 max

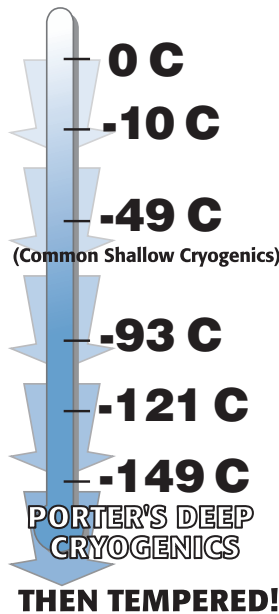
All Lengths in Light Blue Panel have Hot Forged Heads for added strength and toughness.

PORTER Ultra Precision Headed Retrako Punch Blank (PRQ)



Ordering Example: Qty Steel Type Code L₂/L
13 M2 PRQ 010 1980

Standard Alterations are changes that are beyond the ranges listed in the catalog that can be altered for a minimal charge. See page 37.



Steel: D2, M2 Rc 60-63
Heads Rc 40-55 (25mm Ø and smaller and L ≥ 50)

TOLERANCES

Round P $\begin{matrix} +0.005 \\ -0.000 \end{matrix}$ $\text{Ⓞ} .008$ P,W to D

Shape P,W $\begin{matrix} +0.005 \\ -0.000 \end{matrix}$ $\text{Ⓞ} .008$ P,W to D

Manufactured to ISO and NAPMA standards where applicable.

All Porter Ultra Precision Punches up to 25mm Dia. are "Deep Cryogenically" treated for

1. Wear
2. Toughness
3. Dimensional Stability

See page 42 for more details.