PLAIN BEARING COMPONENTS
"L" STYLE

Note: MDL "L" Style Plain Bearing Components are designed to be interchangeable with Plain Bearing Components from "Lamina" of the same size and type.

"Lamina" is a registered trademark of Anchor/Lamina America Inc.. MDL Mold & Die Components, Inc. is not connected, in any way, to Lamina or Anchor/Lamina America Inc..

MDL	Straight Guide Post	PF5 DDD LLL

D1	3/4	1	1 1/4	1 1/2	1 3/4	2	2 1/2	3
L	Catalog Number							
4.00	PF5 006 016	PF5 008 016						
4.50	PF5 006 018	PF5 008 018	P55 010 018					
5.00	PF5 006 020	PF5 008 020	PF5 010 020					
5.50		PF5 008 022	PF5 010 022					
6.00	PF5 006 024	PF5 008 024	PF5 010 024		PF5 014 024	PF5 016 024		
6.50		PF5 008 026	PF5 010 026	PF5 012 026	PF5 014 026	PF5 016 026		
7.00	PF5 006 028	PF5 008 028	PF5 010 028	PF5 012 028	PF5 014 028	PF5 016 028		
7.50		PF5 008 030	PF5 010 030	PF5 012 030	PF5 014 030	PF5 016 030		
8.00	PF5 006 032	PF5 008 032	PF5 010 032	PF5 012 032	PF5 014 032	PF5 016 032	PF5 020 032	
8.50		PF5 008 034	PF5 010 034	PF5 012 034	PF5 014 034	PF5 016 034	PF5 020 034	
9.00		PF5 008 036	PF5 010 036	PF5 012 036	PF5 014 036	PF5 016 036	PF5 020 036	PF5 024 036
9.50			PF5 010 038	PF5 012 038				
10.00		PF5 008 040	PF5 010 040	PF5 012 040	PF5 014 040	PF5 016 040	PF5 020 040	PF5 024 040
11.00			PF5 010 044	PF5 012 044	PF5 014 044	PF5 016 044	PF5 020 044	PF5 024 044
12.00			PF5 010 048	PF5 012 048	PF5 014 048	PF5 016 048	PF5 020 048	PF5 024 048
13.00					PF5 014 052	PF5 016 052	PF5 020 052	PF5 024 052
14.00					PF5 014 056	PF5 016 056	PF5 020 056	PF5 024 056
15.00					PF5 014 060	PF5 016 060	PF5 020 060	PF5 024 060
17.00								PF5 024 068
19.00								PF5 024 076
21.00								PF5 024 084
m	.186	.186	.186	.186	.186	.249	.249	.249

Straight Guide Post

PF5 DDD LLL



Case Hardened
60-64 HRc

To be used with:

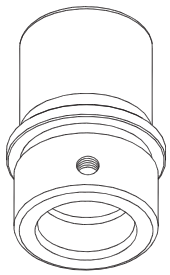

Bronze Plated
Bushing

To be used with:

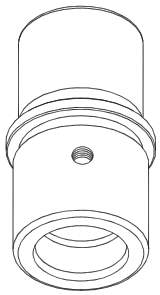

Steel
Bushing

To be used with:

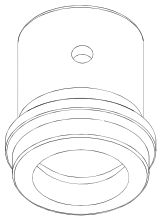

Bronze Plated
Short Bushing

MDL Straight Guide Posts feature bearing quality alloy steel, case hardened, precision ground with a surface finish better than Ra+20 um that assures long working life of Die Set Components.

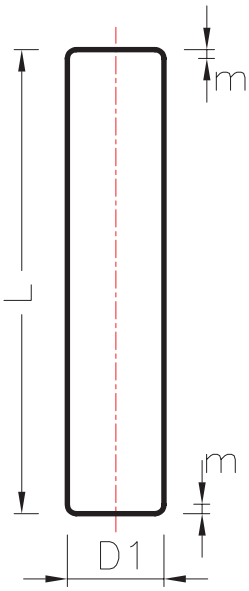

Example

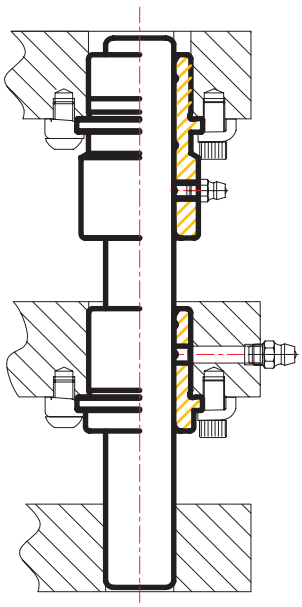

Assembly

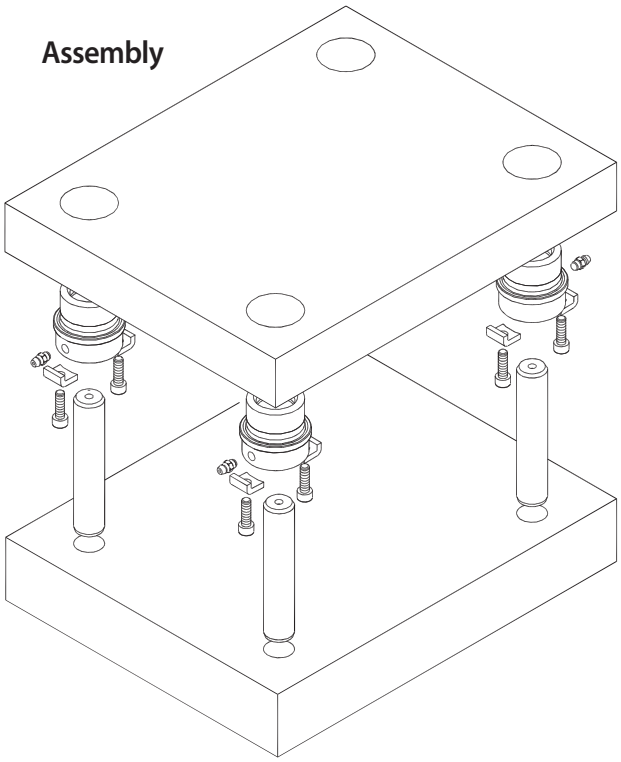

Shoulder Bushings

Steel
BF6 DDD LLL

Bronze Plated
BF8 DDD LLL

D1	1	1 1/4	1 1/2	1 3/4		2		2 1/2	3
L	Catalog Number								
2.125	BF8 008 017								
2.675		BF8 010 021							
2.875			BF8 012 023						
3.125				BF6 014 025 BF8 014 025					
3.375						BF6 016 027 BF8 016 027			
3.675					BF6 014 029 — — —				
3.875							BF6 016 031 — — —	BF6 020 031 BF8 020 031	— — — BF8 024 031
4.125				— — — BF8 014 033					
4.375						— — — BF8 016 035			
F	1 1/4	1 1/2	1 1/2	1 1/2	2	1 1/2	2	2	2
D2	1 1/2	1 3/4	2	2 1/4		2 1/2		3	3 5/8
D3	1.575	1.929	2.165	2.409		2.858		3.370	4.118
D4	1 3/4	2 1/4	2 3/8	2 5/8		3 1/4		3 5/8	4 3/8
H	.196	.196	.196	.196		.196		.196	.196

Clamps - Type L ship as standard

Type L	B01 008 1L3 (1x)		B01 008 1L3 (1x)		B01 008 1L3 (1x)		B01 008 1L3 (1x)		B01 008 1L2 (2x)		B01 008 1L2 (2x)		B01 008 1L3 (2x)	
Type M	B01 008 013 (1x)		B01 008 013 (1x)		B01 008 013 (1x)		B01 008 013 (1x)		B01 008 014 (1x)		B01 008 014 (1x)		B01 008 013 (2x)	
D1	1		1 1/4		1 1/2		1 3/4		2		2 1/2		3	
	3x Clamps		3x Clamps		3x Clamps		3x Clamps		4x Clamps		4x Clamps		6x Clamps	
Type	L	M	L	M	L	M	L	M	L	M	L	M	L	M
M	1.0780		1.2655		1.3905		1.5155		1.7655		2.0155		2.3906	
N	1.359	1.484	1.547	1.672	1.672	1.797	1.797	1.922	2.047	2.172	2.297	2.422	2.672	2.797
Q1	.875	1.013	.968	1.107	1.031	1.169	1.093	1.225	1.218	1.359	1.343	1.487	1.532	1.665
Q2	1.257	1.442	1.422	1.604	1.530	1.712	1.639	1.820	1.853	2.033	2.072	2.260	2.396	2.580

Shoulder Bushings

Steel
BF6 DDD LLL

Bronze Plated
BF8 DDD LLL

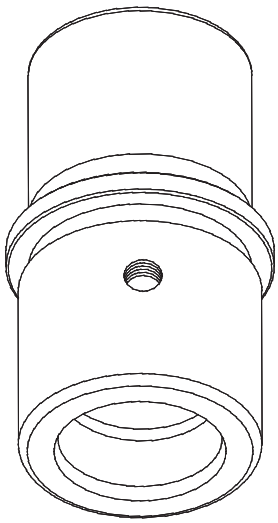

Case Hardened
60-64 HRc

To be used with:



Straight Guide Post

Lubrification Fitting

Clamp L

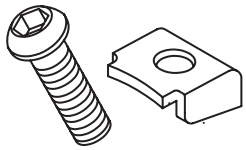

Clamp M

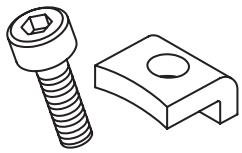

Example

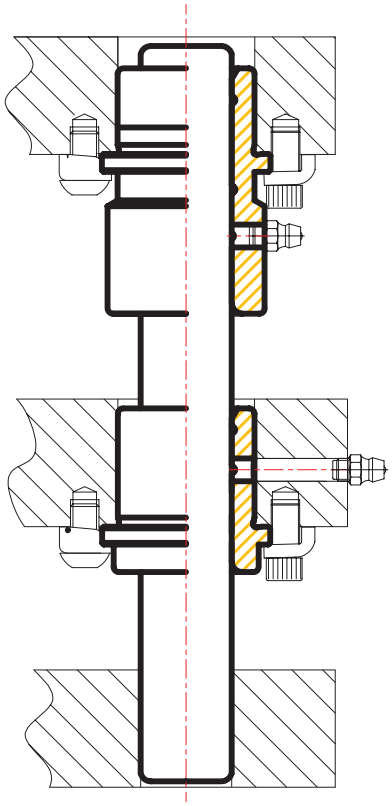

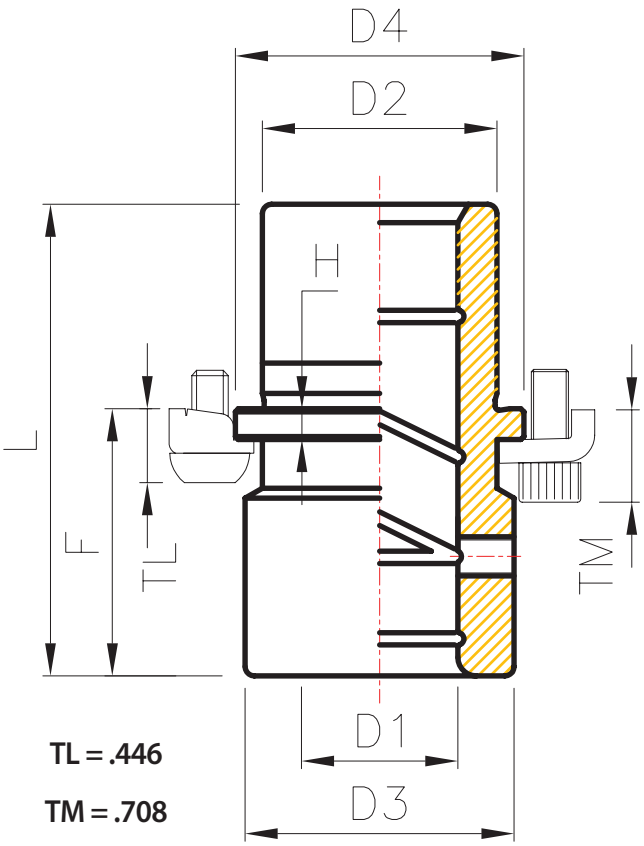

TL = .446

TM = .708

Short Shoulder Bushings

Bronze Plated BF4 DDD LLL

D1	3/4	1	1 1/4	1 1/2	1 3/4	2
L	Catalog Number					
1.563	BF4 006 013					
1.875		BF4 008 015				
2.375			BF4 010 019	BF4 012 019		
2.875					BF4 014 023	BF4 016 023
F	1/2	1/2	1/2	1/2	1/2	1/2
D2	1 1/4	1 1/2	1 3/4	2	2 1/4	2 1/2
D3	1.125	1.417	1.772	2.008	2.252	2.638
D4	1 5/16	1 3/4	2 1/4	2 3/8	2 5/8	2 15/16
H	.196	.196	.196	.196	.196	.196
X	3/4	3/4	3/4	3/4	3/4	3/4

Clamps - Type L ship as standard

Type L	B01 008 1L2 (1x)		B01 008 1L3 (1x)		B01 008 1L3 (1x)		B01 008 1L3 (1x)		B01 008 1L2 (2x)		B01 008 1L2 (2x)	
Type M	B01 008 012 (1x)		B01 008 013 (1x)		B01 008 013 (1x)		B01 008 013 (1x)		B01 008 014 (1x)		B01 008 014 (1x)	
D1	3/4		1		1 1/4		1 1/2		1 3/4		2	
	2x Clamps		3x Clamps		3x Clamps		3x Clamps		3x Clamps		4x Clamps	
Type	L	M	L	M	L	M	L	M	L	M	L	M
M	.8595	.9155	1.0780		1.2655		1.3905		1.5155		1.6720	
N	1.141	1.322	1.359	1.484	1.547	1.672	1.672	1.797	1.797	1.922	1.953	2.078
Q1	1.141	1.322	.875	1.013	.968	1.107	1.031	1.169	1.093	1.225	1.172	1.310
Q2	.281	.312	1.257	1.442	1.422	1.604	1.530	1.712	1.639	1.820	1.772	1.956

Short Shoulder Bushings

Bronze Plated
BF4 DDD LLL

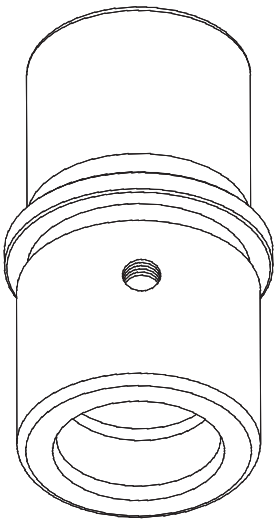

Case Hardened
60-64 HRc

To be used with:



Straight Guide Post

Lubrification Fitting

Clamp L

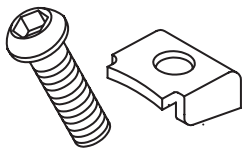

Clamp M

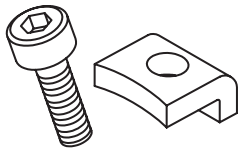

Example

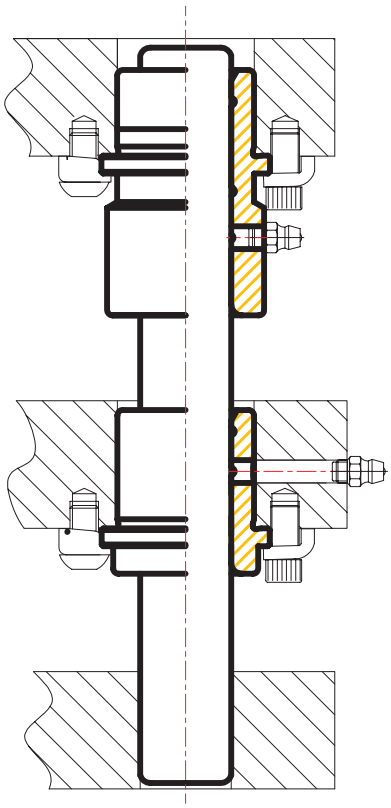

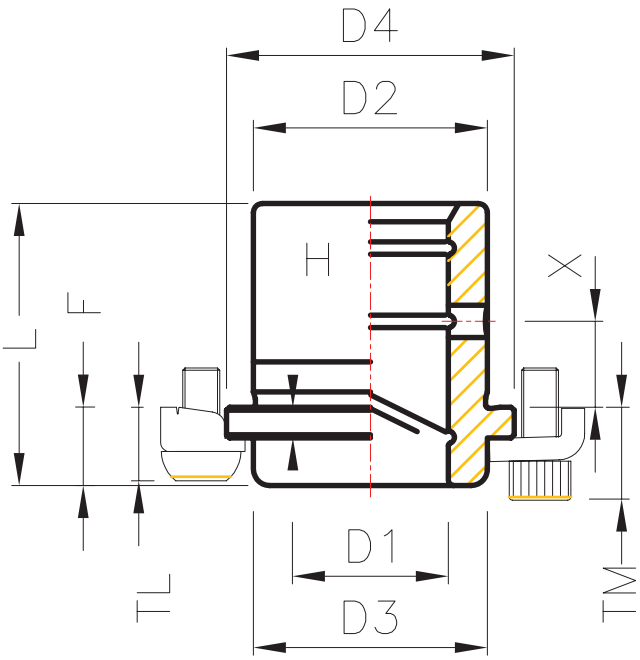

TL = .446

TM = .708

Bore Sizes

Straight Guide Post PF5								
D1	3/4	1	1 1/4	1 1/2	1 3/4	2	2 1/2	3
D	.7485 / .7480	.9985 / .9980	1.2480 / 1.2475	1.4980 / 1.4975	1.7480 / 1.7475	1.9975 / 1.9970	2.4975 / 2.4970	2.9975 / 2.9970

Demountable Shoulder Bushings BF4 / BF6 / BF8								
D1	3/4	1	1 1/4	1 1/2	1 3/4	2	2 1/2	3
D2	1 1/8	1 1/4	1 3/4	2	2 1/4	2 1/2	3	3 5/8
D	1.1255 / 1.1250	1.5005 / 1.5000	1.7505 / 1.7500	2.0005 / 2.0000	2.2505 / 2.2500	2.5005 / 2.5000	3.0005 / 3.0000	3.6255 / 3.6250

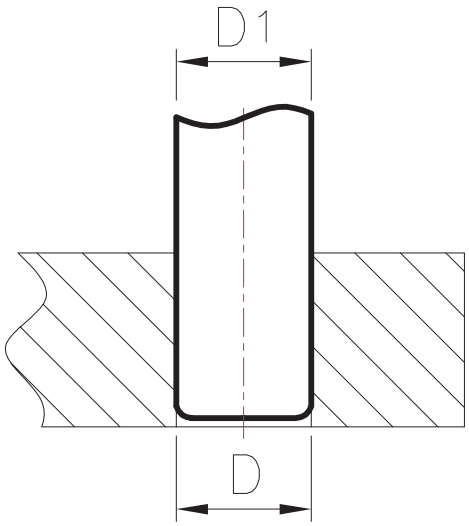

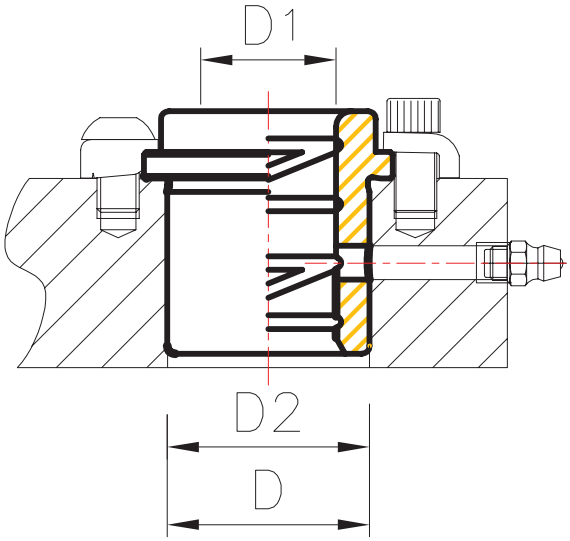

Bores for MDL straight posts and bushings should be precision bored, smooth and free of tool marks to provide a proper bearing area.

Clamp Arrangement

"L" Type Clamps Ship as Standard

3/4	1 - 1 3/4	2 - 2 1/2	3
Type L - 2x clamps	Type L - 3x clamps	Type L - 4x clamps	Type L - 6x clamps
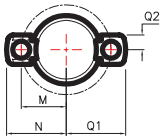	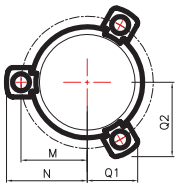	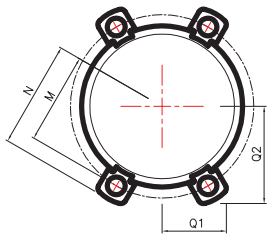	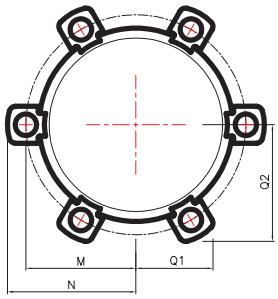

If requested, M style clamps can be supplied at no additional cost in lieu of L style clamps.

Type M - 2x clamps	Type M - 3x clamps	Type M - 4x clamps	Type M - 6x clamps
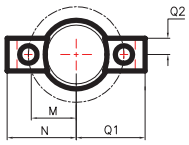	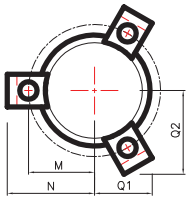	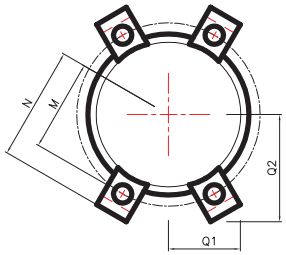	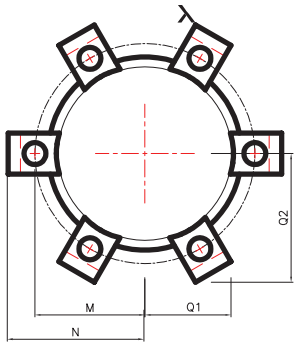

		Clamps	Screws	Hardware
Clamp L Dimensions		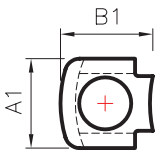 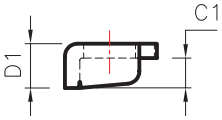 B01 008 100	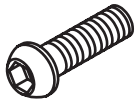 A26 010 006 (5/16-18 x 3/4 NC)	B07 008 028
A1	.563			
B1	.581			
C1	.192			
D1	.278			
Clamp M Dimensions		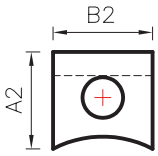 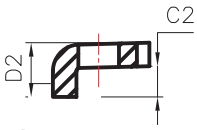 B01 008 000	A25 010 006 (5/16-18 x 3/4 NC)	
A2	.779			
B2	.625			
C2	.192			
D2	.374			

Manufacturing



MDL

Worldwide supplier of
Die Set Components

MDL Mold & Die Components Inc.
4572 North Long Road - Columbus - Indiana 47203
Phone: 1-800-574-0059 or 1-812-373-0021 - Fax: 1-812-373-0042
www. mdlcomponents.com - sales1@mdlcomponents.com

MDL - India Pvt. Ltd.
Tamil Nadu - India

MDL Rodis S.A.S.
Soultz - 68 - France

MDL - Brasil Ltda.
Mairinque - SP - Brazil

MDL of Mexico S.A. of C.V.
Queretaro - QRO - Mexico

Porter Besson S.A.S.
Serre les Sapins - 25 - France

MDL Mold & Die Components Inc.
Columbus - IN - USA

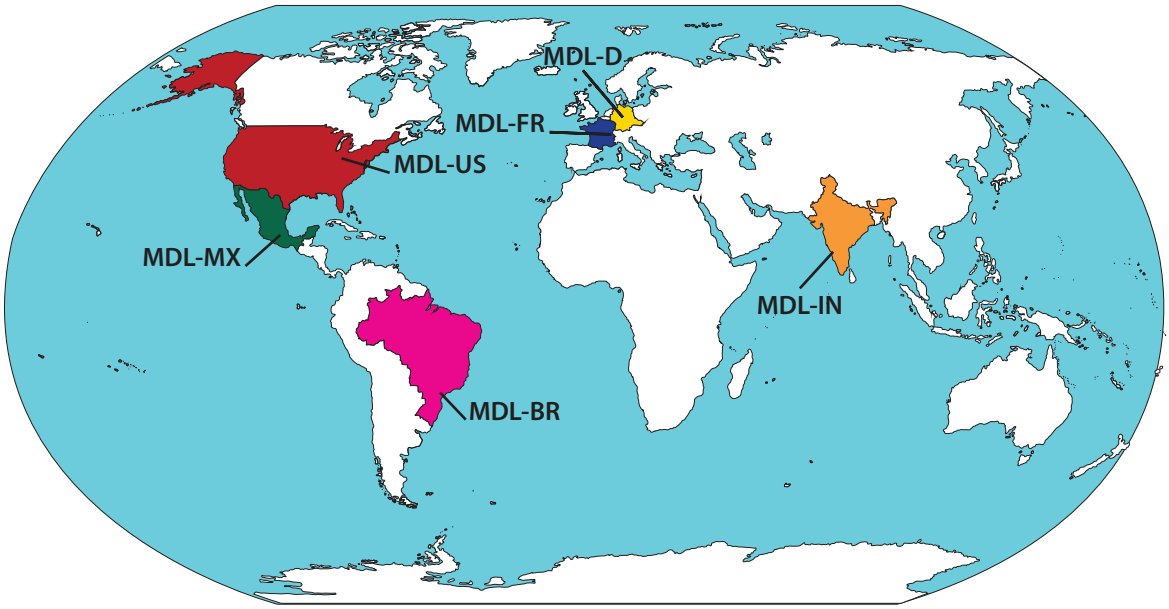

MDL Mold & Die Components Inc.
4572 North Long Road - Columbus - Indiana 47203
Phone: 1-800-574-0059 or 1-812-373-0021 - Fax: 1-812-373-0042
www. mdlcomponents.com - sales1@mdlcomponents.com